

**Engine Model  
CPL**

**4BTA 3.9**

(CDC 4.390)

**TURBOCHARGED  
AFTERCOOLED**

**NON - EMISSION  
239 Cubic Inch**

Piston Std (m): 7156

**CUMMINS CPL's**

594	826	1521
595	937	1525
696	961	1526
710	1173	2377
711	1278	
741 *	1520	

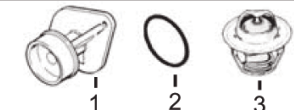
\* Marine Engine

**CASE-IH (Agricultural)**

1800	Cotton Harvester
5120	Tractor
5150	"
6590	"

**CASE (Construction)**

9010B	Excavator, (PIN: >DAC01#2001)
9020	Excavator, (PIN: >DAC01#2001)



- 1) Water Pump
- 2) Water Pump Seal
- 3) Thermostat

- 1) [C3286277](#)
- 2) [C3906698](#)
- 3) [C3802273](#)



**Eng. O/H & I/F Kit**

- [COK2100/4](#) Std.
  - [COK2102/4](#) 0.50 mm
  - [COK2104/4](#) 1.00 mm
  - [COK2100F/4](#) Std. ●
  - [COK2102F/4](#) 0.50 mm ●
  - [COK2104F/4](#) 1.00 mm ●
- To order an In-Frame Kit change **OK** to **IK**

**1) Piston Kit \***

- 2) Repair Sleeve
- 1) [C3802100](#) Std.
- [C3802102](#) 0.50 mm
- [C3802104](#) 1.00 mm
- Use 4
- 2) [C3904166](#)

**Main Bearing Set**

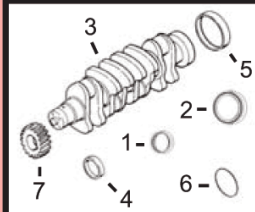
- [C3802010](#) Std.
- [C3802011](#) 0.25 mm
- [C3802012](#) 0.50 mm
- [C3802013](#) 0.75 mm
- Use 1

**Con Rod Bearing**

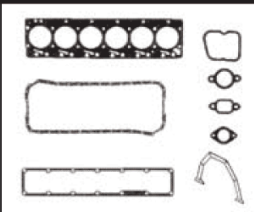
- [C3901170](#) Std.
- [C3901171](#) 0.25 mm
- [C3901172](#) 0.50 mm
- [C3901173](#) 0.75 mm
- [C4893693](#) Std. ●
- [C4892795](#) 0.25 mm ●
- [C4892796](#) 0.50 mm ●
- [C4892797](#) 0.75 mm ●

\* Piston Kit consists of:

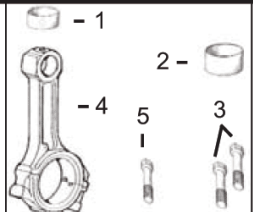
- 1) 1 [C3907156](#) Piston Std, 1 [C3802230](#) Ring Set Std, 1 [C3901793](#) Piston Pin, 2 [C3901706](#) Ret.
- 2) 1 [C3907157](#) Piston 0.50 mm, 1 [C3802232](#) Ring Set 0.50 mm, 1 [C3901793](#) Piston Pin, 2 [C3901706](#) Ret.
- 3) 1 [C3907158](#) Piston 1.00 mm, 1 [C3802234](#) Ring Set 1.00 mm, 1 [C3901793](#) Piston Pin, 2 [C3901706](#) Ret.



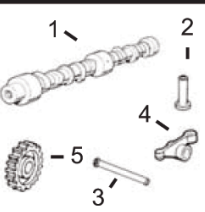
- 1) Front Seal
- 2) Rear Seal
- 3) Crankshaft
- 4) Front Seal Sleeve
- 5) Rear Seal Sleeve
- 6) Rectangular Seal
- 7) Crankshaft, Gear



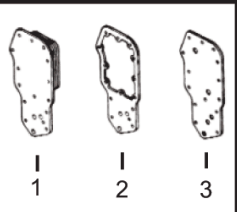
- 1) Top Gasket Set
- 2) Bottom Gasket Set
- 3) Head Gasket
- 4) Oil Pan Gasket
- 5) Valve Cover Gsk
- 6) Gear Housing Gsk
- 7) Rear Cover Gsk



- 1) Bushing, Piston
- 2) Bushing, Cam
- 3) Bolt, Con Rod
- 4) Con Rod
- 5) Bolt, Ex Manifold



- 1) Camshaft
- 2) Tappet
- 3) Push Rod
- 4) Rocker Arms
- 5) Camshaft Gear



- 1) Oil Cooler 7 Plate
- 2) Oil Cooler Gasket
- 3) Oil Cooler Gasket Filter Head

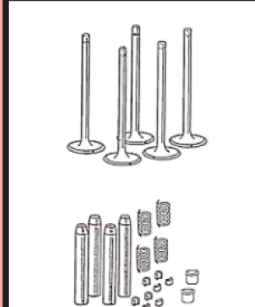
- 1) [C3904353](#)
- 2) [C3353978](#)
- 3) [C3907803](#)
- 4) [C3906080](#)
- 5) [C3906081](#)
- 6) [C3912473](#)
- 7) [C3901258](#)

- 1) [C3804896](#)
- 2) [C3802375](#)
- 3) [C3921393](#)
- 4) [C3931602](#)
- 5) [C3902666](#)
- 6) [C3916131](#)
- 7) [C3928493](#)

- 1) [C4891178](#) x4
- 2) [C3901306](#) x1 (3)
- 3) [C3900919](#) x8
- 4) [C3901569](#) (7)
- [C4943979](#) (8)
- 5) [C3944593](#)

- 1) [C3925582](#) (9)
- 2) [C3925031](#)
- 3) [C3904679](#)
- 4) [C3910811](#) x4
- [C3910810](#) x4
- 5) [C3907431](#)

- 1) [C3921557](#)
- 2) [C3926760](#)
- 3) [C3929792](#)



- Guide, Valve
- [C3904408](#)
- Thick W. 60.50 mm IN
- [C3904409](#)
- Thick W. 51.75 mm EX
- [C3906206](#) (1)
- Thin Wall

- 1) Intake, Valve Kit
- 2) Insert, Valve
- 1) [C3802355](#) Kit
- Consists of:
- [C3901117](#) Valve x1
- [C3900250](#) Collet x2
- 2) [C3906854](#)
- Use 4

- 1) Exhaust, Valve Kit
- 2) Insert, Valve
- 1) [C3802356](#) Kit
- Consists of:
- [C3901607](#) Valve x1
- [C3900250](#) Collet x2
- 2) [C3904105](#)
- Use 4

- 1) Spring, Valve
- 2) Seal, Valve
- 3) Retainer, Valve
- 1) [C3900276](#) x8
- 2) [C3921640](#) x8 (5)
- [C3957912](#) x8 (6)
- 3) [C3900299](#) x8 (5)



- 1) Pump, Oil
- 2a) Lift Pump
- 2b) Lift Pump
- 1) Cylinder Head (With Valves)
- 2) Head Bolts

- 1) [C3926202](#)
- 2a) [C3918000](#)
- 2b) [C3904374](#) (2)

- 1) [C3920005](#) (4)
- 2) [C3920779](#) x4
- [C3920780](#) x10

- (●) On Fracture Split Con Rods use: 4 of [C3901170](#) (or O/S) and 4 of [C4893693](#) (or O/S).
- (1) Can be Used on Both Intake and Exhaust.
- (2) Diaphragm Style.
- (3) For Storm blocks use [C3940059](#).
- (4) Do not use on Marine Engines.
- (5) For use on engines prior to April, 2003.
- (6) For use on engines from April, 2003, (Top Hat Style).
- (7) Machine split connecting rod.
- (8) Fracture split connecting rod.
- (9) Use ESN or application model to confirm correct camshaft.